











## Apple and Banana Treats

*Dog-friendly  
recipe!*

### You will need:

-  1 cup oat flour (ground oats)
-  ¼ cup oat flakes
-  ¼ cup flaxseed
-  1 egg
-  ½ banana
-  ¼ cup unsweetened apple sauce
-  1 teaspoon honey
-  1 tablespoon of water

### Method:

1. Preheat oven to 325°F/160°C/140°C Fan
2. Mix oat flour, oat flakes, and flaxseed
3. Add egg, banana, apple, honey and stir. Add the water if it's dry.
4. Roll out the dough to the desired thickness
5. Cut into shapes or small squares
6. Line baking sheet with paper
7. Bake for 15-30 minutes for desired softness or crunchiness



### Send us your photos!

If you treat your four-legged friend to one of these tasty treats, please send us photos to [news@caninepartners.org.uk](mailto:news@caninepartners.org.uk) so we can use them in promotional materials!

*Please note: These tasty treats are suitable for most dogs. However, we recommend speaking to your vet before offering your dog any new foods.*

