





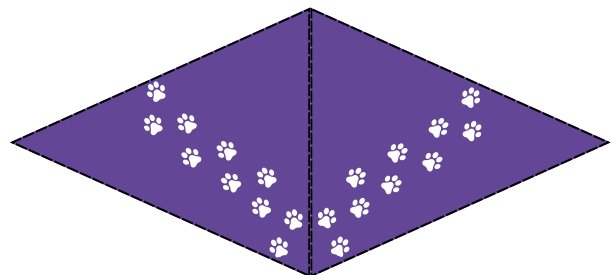

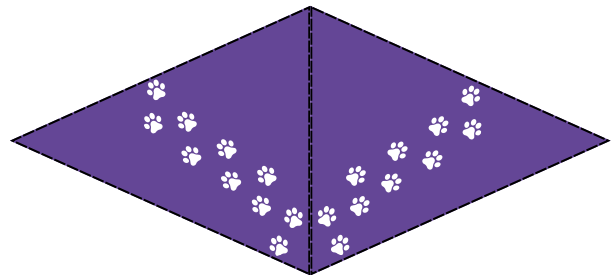

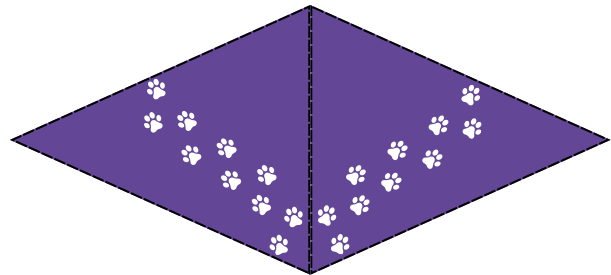

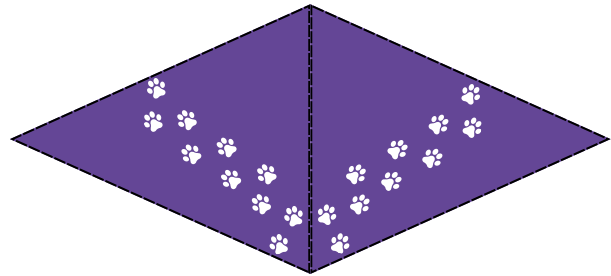
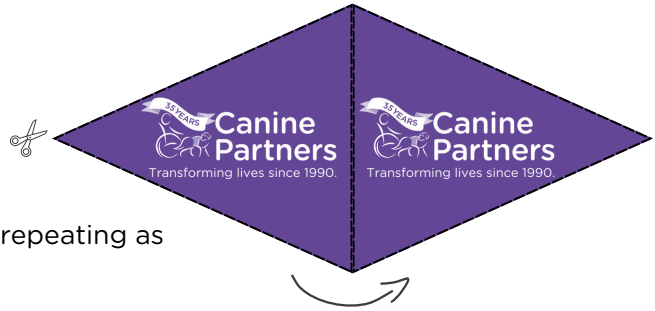
# Printable Cupcake Flags

## You will need:

-  A4 white paper or card
-  Access to a printer
-  Cocktail sticks
-  Scissors

## How to guide

1. Print this page onto white A4 paper or card, repeating as many times as you would like
2. Cut out the flag shapes
3. Fold the cut-out flag shape down the middle around a cocktail stick to create a flag
4. Stick into your baked goods - cupcakes work best!



## Send us your photos!

If you use our printable cupcake flags at your fundraising event, please send us photos to [news@caninepartners.org.uk](mailto:news@caninepartners.org.uk) so we can use them in promotional materials!