
















Eligibility Criteria










To apply for a canine partner you will need to be able to fulfill the criteria listed below. An in-depth assessment will follow after the first stage application before an individual may be deemed suitable to be placed on the waiting list.

-  You must be 18 years of age or over.
-  You must be a permanent resident of the UK and live within the designated area open to applications caninepartners.org.uk/apply-for-a-canine-partner
-  You must have a diagnosed physical disability and a need for an assistance dog to carry out practical tasks that will help to mitigate aspects of your disability.
-  You must have no more than one pet dog already in your household.
-  You should be willing to travel to one of our two training centres (Leicestershire LE12 9SR or West Sussex GU29 0ED) to attend:
 -  **an Applicant Discovery Day**
 -  **at least one Applicant Assessment Day**
 -  **matching visit(s)**
 -  **training course**
-  You must have an outdoor area a minimum six foot by six foot in size, accessible by yourself, that can be allocated and is suitable to use for the dogs toileting purposes. Please refer to our *Applicant Guide Appendix 1* for further details of toilet areas.
-  If your outdoor space is within a communal garden, we will require written permission from your landlord for use of as space for a dogs toileting purposes.
-  You must be able to feed, give water, groom, and administer any necessary routine medical care to your dog; this can be achieved independently or with assistance.
-  You should be able to provide the dog with a minimum 45 minutes of exercise per day, with a minimum of four times a week off lead exercise; either by yourself or with someone accompanying you.

-  You must have access and transport to a veterinary surgery for routine and emergency appointments.
-  You should be prepared to take on the routine annual costs of a dog, including food, preventative parasite treatment and insurance (see our Applicant Guide – General Guidelines for more details). Canine Partners aims to keep our dogs care costs at a minimum, whilst also maintaining the best level of welfare for all of our dogs.

Please note that:

-  If you live in accommodation not owned by yourself, or do not own the whole property (i.e. leasehold), upon application you will need to provide evidence from the owner of the property (or the Estate Management Company if your property is leasehold) that you are permitted to have an assistance dog in the property.
-  You will not be able to leave the dog alone for longer than four hours.
-  You will be required to read and sign a Dog Custodianship Agreement (please refer to the *General Guidelines* section of the Applicant Guide) and follow the guidelines given within it throughout your partnership, which includes receiving regular aftercare support in your home.
-  It is our policy for the dog to be kept on the same food and under the same insurance policy as throughout the whole partnership.
-  During the application process you will be asked to provide two emergency contacts, a kennels and vet details to use during your partnership.
-  The breeds that we train are Labradors, Golden Retrievers and Labrador cross Golden Retrievers. We cannot currently support any applicants who may require other breeds. If you require a different breed or wish to train your own pet dog, please visit the ADUK website to find out about other member organisations [assistancedogs.org.uk](https://www.assistancedogs.org.uk)
-  Canine Partners do not specifically train or place our dogs for the following;
 - to provide any form of guidance, navigation or safety from environmental hazards.
 - to carry out any form of seizure or diabetic alert, or to anticipate any medical conditions.
 - for the primary benefit of emotional comfort or social support.
 - for the sole purpose of supporting with autism.
 - for the sole purpose of supporting someone's mental health.

If you fit the above criteria and wish to apply when we open for applications, please read our Applicant Guide to find out more and see our website to find out when applications can be submitted. All eligible applications will be considered regardless of race, sex or religion.